


# Do You Know Your **SIGNS** & Markings?

Write the correct letter in each blank matching the description. Answers are at the bottom.



A



B



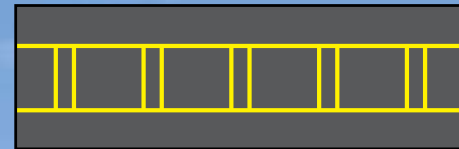
C



D




E



F



G




H



J

1. \_\_\_ This sign identifies the runway on which your aircraft is currently located.
2. \_\_\_ This sign indicates thousands of feet remaining to the end of the runway.
3. \_\_\_ This marking means the runway or taxiway is closed.
4. \_\_\_ These lights outline the edges of a runway.
5. \_\_\_ This array is located at the intersection of two runways and a taxiway.
6. \_\_\_ This marking indicates where an aircraft is to hold before entering a runway.
7. \_\_\_ An aircraft that taxis past this sign may interfere with the navigational landing aid signals that an approaching aircraft is using.
8. \_\_\_ Stopping behind this marking will ensure wingtip clearance for aircraft on an intersecting taxiway.
9. \_\_\_ This painted marking indicates the edge of the ILS critical area. Ground control may ask you to hold short at this line if an aircraft is using the ILS.
10. \_\_\_ This sign alerts you that you are approaching a runway and, on a taxiway, is accompanied by a runway holding position marking.
11. \_\_\_ This sign indicates an area prohibited to aircraft.
12. \_\_\_ Taxiing past this sign may interfere with operations on the runway even though it is not located at a runway intersection.
13. \_\_\_ These lights outline the edges of a taxiway.
14. \_\_\_ These lights are sometimes installed on each side of a taxiway prior to its intersection with a runway.
15. \_\_\_ This sign identifies the taxiway you're currently on.
16. \_\_\_ This marking indicates the edge of a path for vehicle traffic on areas also intended for aircraft.
17. \_\_\_ This array indicates that you are approaching the intersection of two taxiways.
18. \_\_\_ This sign indicates the direction to a destination runway.
19. \_\_\_ This sign indicates an exit from a runway.
20. \_\_\_ This painted marking indicates the line between a movement area and a non-movement area on the airport.
21. \_\_\_ This enhanced taxiway marking indicates that you are approaching the holding position marking.



K




L




M



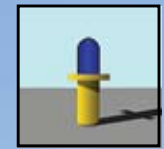
N



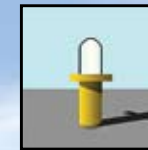
P



Q



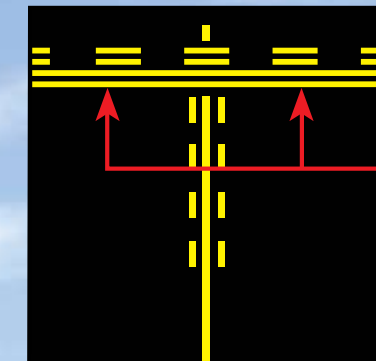
R




S




T



U



V



W

## Runway Safety Placemat

See our website: <http://www.faa.gov/runwaysafety/>